



# QuICR Registry Overview for New Users

QuICR (Quality Improvement and  
Clinical Research) –  
Alberta Stroke Program



**UNIVERSITY OF ALBERTA**  
FACULTY OF MEDICINE & DENTISTRY



**UNIVERSITY OF CALGARY**  
CUMMING SCHOOL OF MEDICINE

# Overview

**INCLUDES:** All stroke patients treated with Alteplase (tPA and TNK) and/or EVT that occurred in the community and In-Hospital

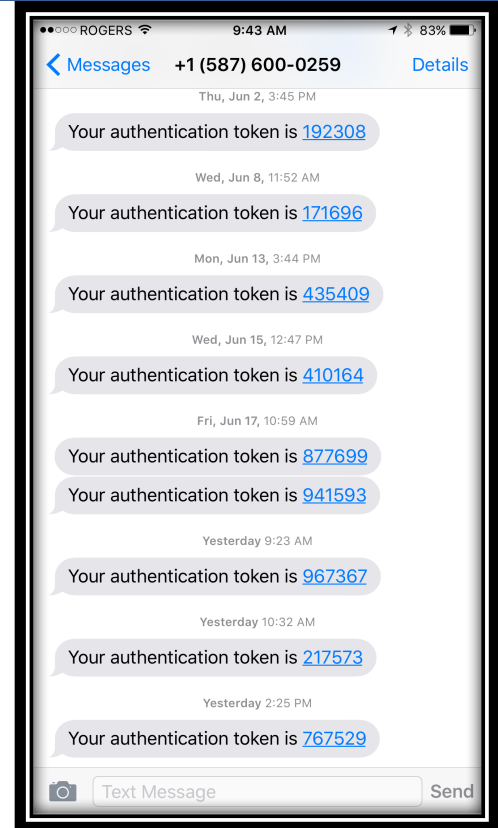
**Aim:** to collect a minimal dataset for all ischemic stroke patients that receive alteplase and endovascular treatment

**Design:** Low impact on front line staff

**Benefits:** A printable 72-Hour Acute Stroke report, and the ability to download your sites data for analysis

# Logging on

- 2-factor authentication
  - We will provide you with a user name and password
  - You will also enter a *Token Number* that will be texted to you
- When you first log on, you will need to provide your cell phone number




# Key Steps in the Registry



- When entering data in a step, the colour will be blue
- When data is entered in a step, the colour will be green
- You can navigate to the next step, text shown as a blue link

# Flow for Data Entry

- A Patient (do not duplicate patients)
- Each Patient can have one or more Strokes
  - You will receive a warning if you are entering a patient that appears to be in the database already. You can pick an existing patient.
- During a Stroke can be Treated or moved through many Sites
- Each Stroke has In-Patient data filled in 24-hours after stroke occurrence
- Each Stroke has a Stroke Outcome filled in 90-days after stroke occurrence



# Data Entry

- The entry of data is similar to all online forms (e.g. booking an airline ticket)
- Required fields are shown with an asterisk

The screenshot shows the QuICR web application interface. At the top, there is a navigation bar with the QuICR logo, a 'HOME' link, and links for 'MANAGE', 'LOGOUT', 'EXPORT', and 'SECURITY SETTINGS'. Below the navigation bar, a breadcrumb trail shows 'Home > New Patient'. The main heading is 'Find or Add Patient'. A progress indicator shows five steps: 1. Patient (active), 2. Stroke, 3. Treatment, 4. In-Patient, and 5. 90-Day Outcome. The form contains several input fields: 'Last Name\*' (text), 'First Name\*' (text), 'Middle Initials' (text), 'Date of Birth (dd-mm-yyyy)\*' (text), 'Sex\*' (dropdown), 'Race\*' (dropdown), 'Personal Health Number\*' (text), and 'Personal Health Number Type\*' (dropdown with 'Alberta' selected). Below these fields is a section titled 'Hospital/Healthcare Centre Identification Numbers' with a table-like structure. It has a 'Hospital/Healthcare Centre\*' dropdown, an 'Identification Number\*' text input, and a 'Delete' checkbox. At the bottom of this section is a blue button labeled 'ADD ADDITIONAL HOSPITAL/HEALTHCARE CENTRE NUMBER'.

HOME

MANAGE LOGOUT EXPORT SECURITY SETTINGS

Home > New Patient

### Find or Add Patient

1 Patient 2 Stroke 3 Treatment 4 In-Patient 5 90-Day Outcome

Last Name\*  First Name\*  Middle Initials

Date of Birth (dd-mm-yyyy)\*  Sex\*  Race\*

Personal Health Number\*  Personal Health Number Type\*

#### Hospital/Healthcare Centre Identification Numbers

Hospital/Healthcare Centre*	Identification Number*	
<input type="text"/>	<input type="text"/>	<input type="checkbox"/> Delete

ADD ADDITIONAL HOSPITAL/HEALTHCARE CENTRE NUMBER

# Access your data anytime

- You can download/export your site's data from the registry to excel
  - Just one click!



[HOME](#)

[MANAGE](#)

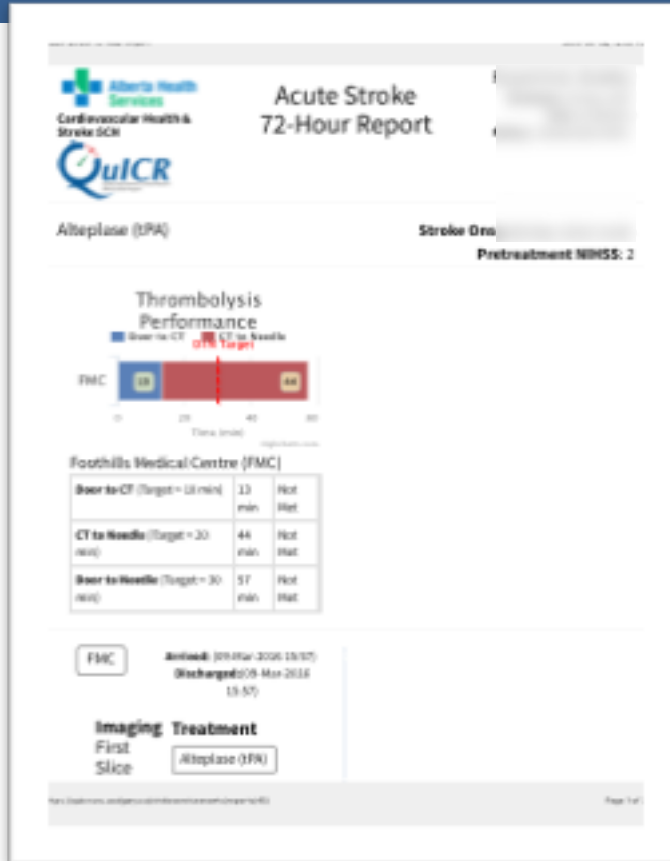
[LOGOUT](#)

[EXPORT](#)

[SECURITY SETTINGS](#)



# The 24 Hour Report



- Now there is an Acute Stroke report for all treated patients
- Print it
- Put it in the patient's chart

# User Types

## QuICR Registry Administrators

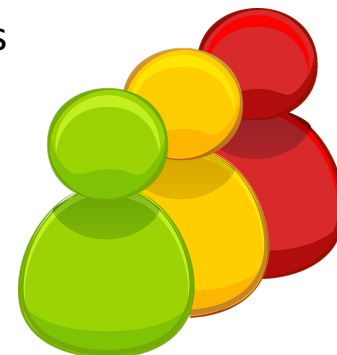
- Can add Site Administrators and Site Users
- Can assign sites to Site Administrators and Site Users

## Site Administrators

- One per site
- Can add Site Users to the registry

## Site Users

- Can edit and enter data



To contact a QuICR Registry Administrator please  
email [quicr@ucalgary.ca](mailto:quicr@ucalgary.ca) or phone (403) 220-8256

# Benefits

- Valid, accurate, reliable, and precise stroke data that can be used to analyze and improve stroke care at your site and in Alberta
  - Ability to export your site's stroke data for analysis purposes
  - Ability to print a 72-Hour Acute Stroke Report
- Intuitively designed registry built to have the lowest time impact on front-line staff
- Dedicated troubleshooting support

# Feedback & Ongoing Support

- For feedback and support please email [quicr@ucalgary.ca](mailto:quicr@ucalgary.ca) or phone Stephen Tsang (QuICR Registry Administrator) at (403) 220-8256.
- All issues/bugs/feature requests will be identified as the project progresses and fixed in phased development cycles.

