

**Reference Statistics
for Applicants to U of C MD Program**

2018-19 Cycle



UNIVERSITY OF CALGARY
CUMMING SCHOOL OF MEDICINE

Part 1 – General Statistics

Number of Submitted Applications: 1707

Number of Complete Applications: 1553

Number of Albertan Applicants: 1241

Number of Non-Albertan Applicants: 312

Number of Files Closed for Missing Transcripts¹: 49

Number of Files Closed for Unverified MCAT's: 36

Cut Off Scores

	Non -Albertans	Albertans
To Get Interview Offer ²	108.88	102.22
To Get on Waitlist	204.9	203.79
To Get Offer of Admission	220.37	212.45

Number of Applicants Left on Waitlist at end of Cycle

Albertans: 41

Non-Albertans: 4

Mean Scores at A Glance

	Matriculated Students	Successful Applicants	Unsuccessful Applicants	All Applicants
CARS	127.55	127.84	125.52	125.68
PSBB	127.24	128.49	127.15	127.32
BBFL	127.73	128.24	126.84	126.54
CPBS	128.28	128.62	126.22	126.42
MCAT 2015 Total	510.80	510.56	507.75	507.72
GPA	3.85	3.88	3.74	3.74
Subj. File Component	107.35	108.24	97.30	101.05
MMI (out of 20)	15.03	14.92	12.72	13.21
Final Score	219.55	219.64	193.68	207.8

¹ These numbers are not included in the number of completed applications shown above.

² Does not include indigenous applicants who are guaranteed an interview.

Part 2 – Demographics

Gender

Applicant Percent M / F / O: 46.5% / 53.3% / 0.2%

Matriculated Applicant Percent M / F: 35.8% / 64.2%

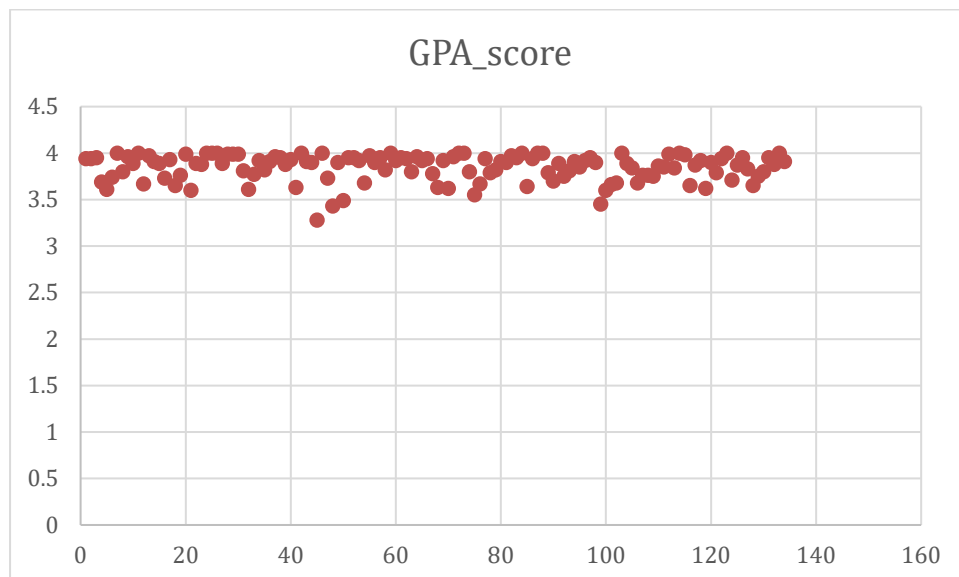
Age

Average Age of Applicants: 25.22

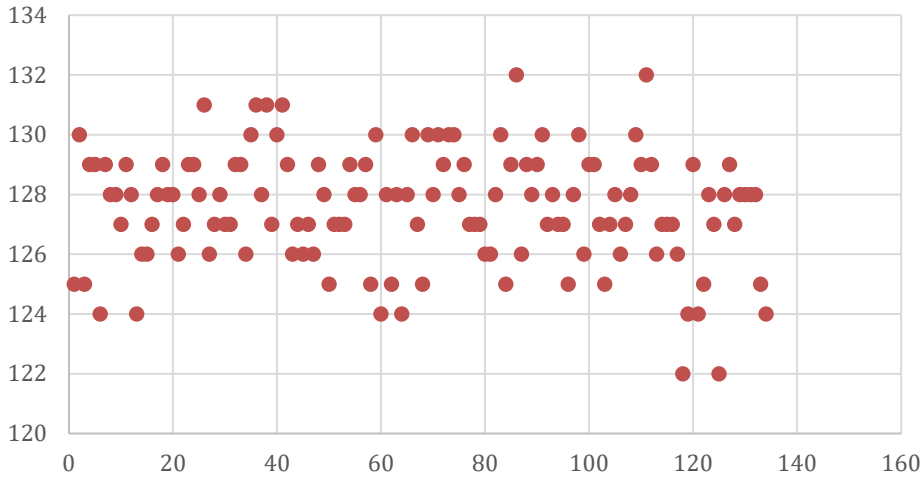
Average Age of Matriculated Applicants: 24.35

Part 3 – Distribution of Scores in Each Area for those applicants who *Matriculated*.

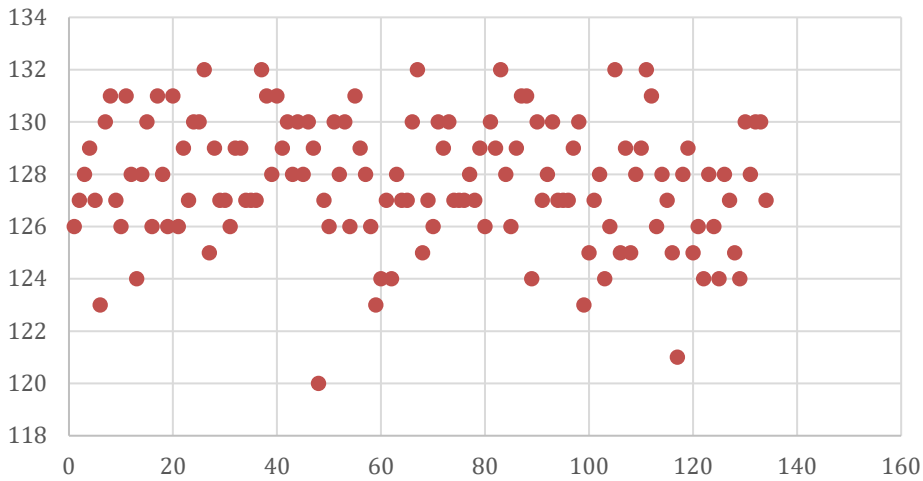
These scores show the distribution of scores for each component of the matriculated applicants. It presents the scores for Albertans and Non-Albertans together.



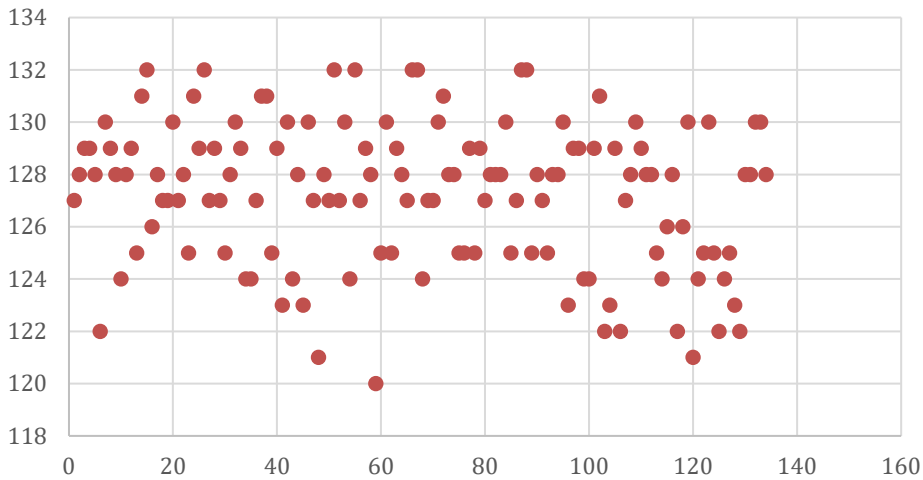
CARS



BBFL



CPBS



PSBB

