

Choice Changes Everything

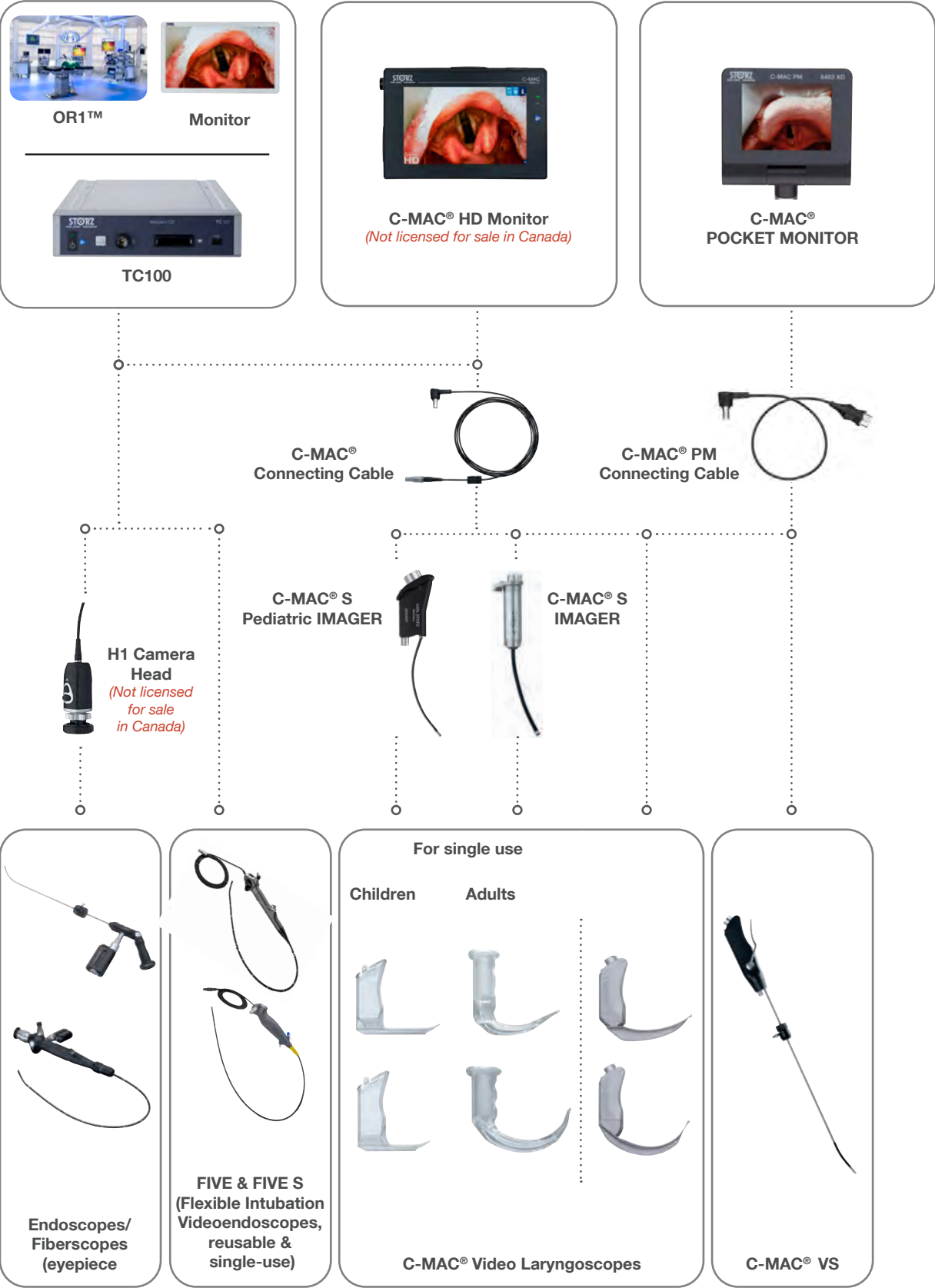
The C-MAC® HD series



Some products in this
brochure are not yet licensed
for sale in Canada

STORZ
KARL STORZ – ENDOSKOPE

The C-MAC® System – We understand airway management!



The C-MAC® HD Series *(8404 C-MAC monitor us not licensed for sale in Canada)*

What do you expect from an ideal airway management system? What modifications can we make that would enable you to work even better with our products? How can we increase our focus on you and your patients?

- Our answer: The new C-MAC® HD series.

Let our new C-MAC® HD video laryngoscopes and our new C-MAC® HD monitor take you to the next level of high-definition imaging. Our HD visualization forms the basis for even more realistic views of the patient airway while the advanced technology of our endoscopes ensures that the quality of patient data is higher than ever before.

Discover the benefits of having two endoscopes from the C-MAC® family connected at the same time, either in the Picture-in-Picture (PiP) or Side-by-Side (SbS) mode. You can also save your images and videos in the selected mode.

Make a difference and enjoy the advantages offered by a personalized airway setting for daily routines and challenges or for the training of young physicians.

Your expertise can save lives; benefit from ours, namely, the C-MAC® HD series.

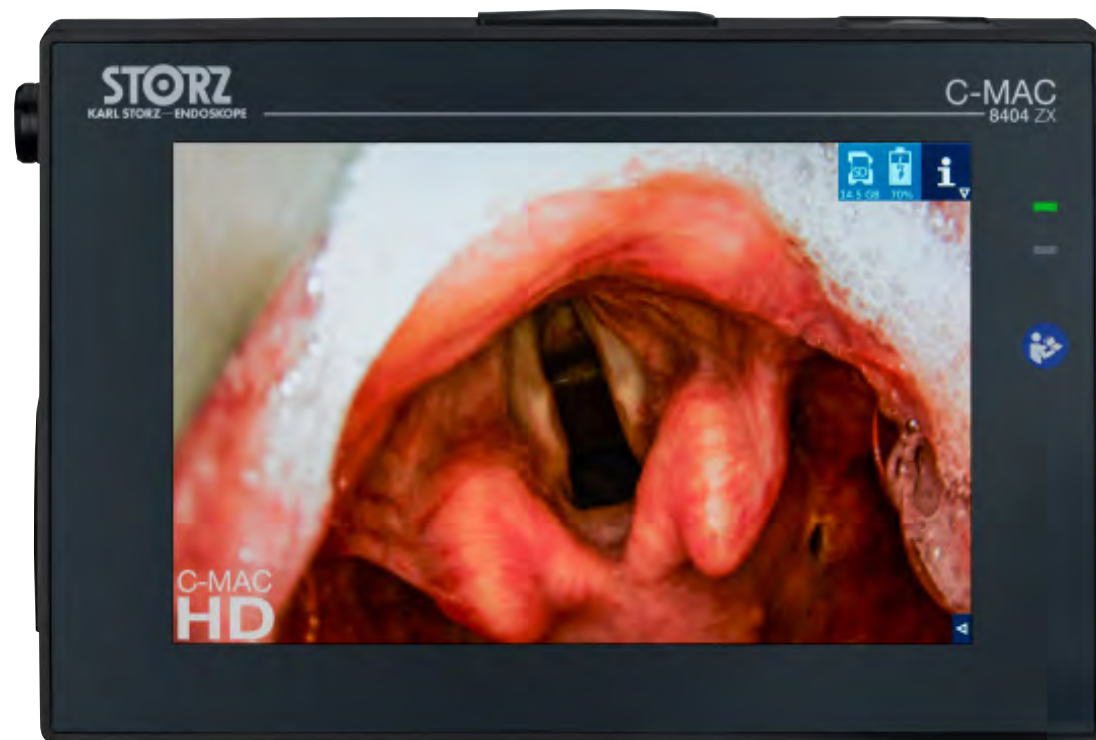


The C-MAC® HD Monitor: The Heart of the C-MAC® System


The C-MAC HD monitor is not licensed for sale in Canada

- **CMACTouch** – Interactive FULL HD touch screen that can also be used while wearing OR gloves
- **CMACdual** – Picture-in-Picture and Side-by-Side modes
- **CMACrec** – Choice between Click-to-Record, Auto-Record or Time Machine mode*
- **CMACmic** – Integrated microphone allows audio comments to be added to your videos
- **CMACsolution** – Increased diversity of visualization through maximum flexibility of single-use and reusable products
- **CMACtimer** – Timer for documenting intubation time for the purposes of training or studying

* Thanks to the new C-MAC® HD monitor, when the Time Machine mode is activated and the recording button is pressed, 60 seconds of a video sequence is automatically saved before actuation.



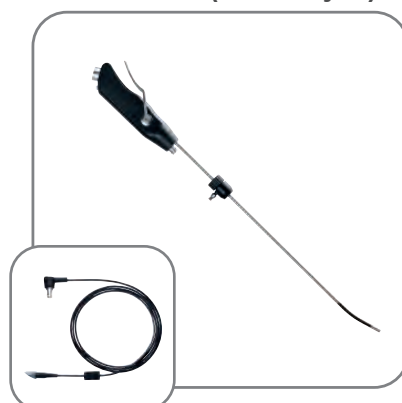
**C-MAC® HD
Video Laryngoscopes**



**C-MAC® S Video
Laryngoscopes**




C-MAC® VS (Video Stylet)



**Retromolar
Intubation Endoscopes**



**FIVE S (Flexible Intubation
Videoendoscopes –
for single use)**



**FIVE (Flexible Intubation
Videoendoscopes)**



Intubation Fiberscopes



© KARL STORZ 97072001 AN 9 5.1 cae 01/2022/EW-E-CAE

© KARL STORZ 97072001 AN 9 5.1 cae 01/2022/EW-E-CAE

The C-MAC® POCKET MONITOR: The Emergency Tool for Time-critical Situations

- 3.5" OTI® (Open To Intubate) display with wide viewing angle (160°)
- High-contrast image even in bright daylight
- Universal C-MAC® system interface, tailored to your airway management solutions from KARL STORZ
- Real-time documentation for quality assurance
- Exchangeable, rechargeable lithium-ion battery – operation time approx. 60 min with capacity indicator in the monitor, always ready for use
- Completely watertight (IPX8)
- Flexible positioning of the monitor for the intubation of difficult-to-access patients
- Additional standard: RTCA/DO-160G

C-MAC® HD Video Laryngoscopes *

- Standard MACINTOSH and MILLER video laryngoscopes for safe intubation in both indirect and direct laryngoscopy
- D-BLADE and D-BLADE Ped. with strong curvature for the difficult airway



C-MAC® S Video Laryngoscopes

- Single-use video laryngoscopes for minimizing the risk of cross-contamination



© KARL STORZ 97072001 AN 9 5.1 cae 01/2022/EW-E-CAE

© KARL STORZ 97072001 AN 9 5.1 cae 01/2022/EW-E-CAE



C-MAC® VS (Video Stylet)

- Deflectable distal tip combines the advantages of both rigid and flexible intubation endoscopes



C-MAC® PM Connecting Cable

- The C-MAC® PM connecting cable enables flexible positioning of the monitor for difficult-to-access areas

The C-MAC® HD Video Laryngoscopes*

For clearer visualization

- We raise your standards – visualization of intubation in HD (800p) **
- Lighter, better impact-resistance, more robust – the new TITANIUM handle
- When seconds count – plug-and-play with C-MAC® HD
- BlueButton for real-time documentation in HD*
- Added safety thanks to the improved telescope mount
- Can be combined with C-MAC® monitors of the 3rd and 4th generations
- Validated for all standard reprocessing methods up to 93 °C
- Protect yourself and others – maintain your distance with C-MAC® HD video laryngoscopes

**with Monitor 8404ZXK only

C-MAC® MACINTOSH #4, #3, #2, #0



C-MAC® MILLER #1 and #0



C-MAC® D-BLADE and D-BLADE Ped.




The C-MAC® S IMAGER

A solution with single-use video laryngoscope blades


The single-use video laryngoscope blades work in perfect synergy with the reusable C-MAC® S IMAGER and are designed to reach the highest hygiene standards.

- Blade and handle form one continuous piece: Minimizes risk of cross-contamination
- Exchange of C-MAC® S video laryngoscopes within seconds
- BlueButton: Documentation via innovative multifunctional button and individual color coding
- Straightforward Plug & Play thanks to universal C-MAC® system interface

C-MAC® S IMAGER



C-MAC® S Pediatric IMAGER



© KARL STORZ 97072001 AN 9 5.1 cae 01/2022/EW-E-CAE

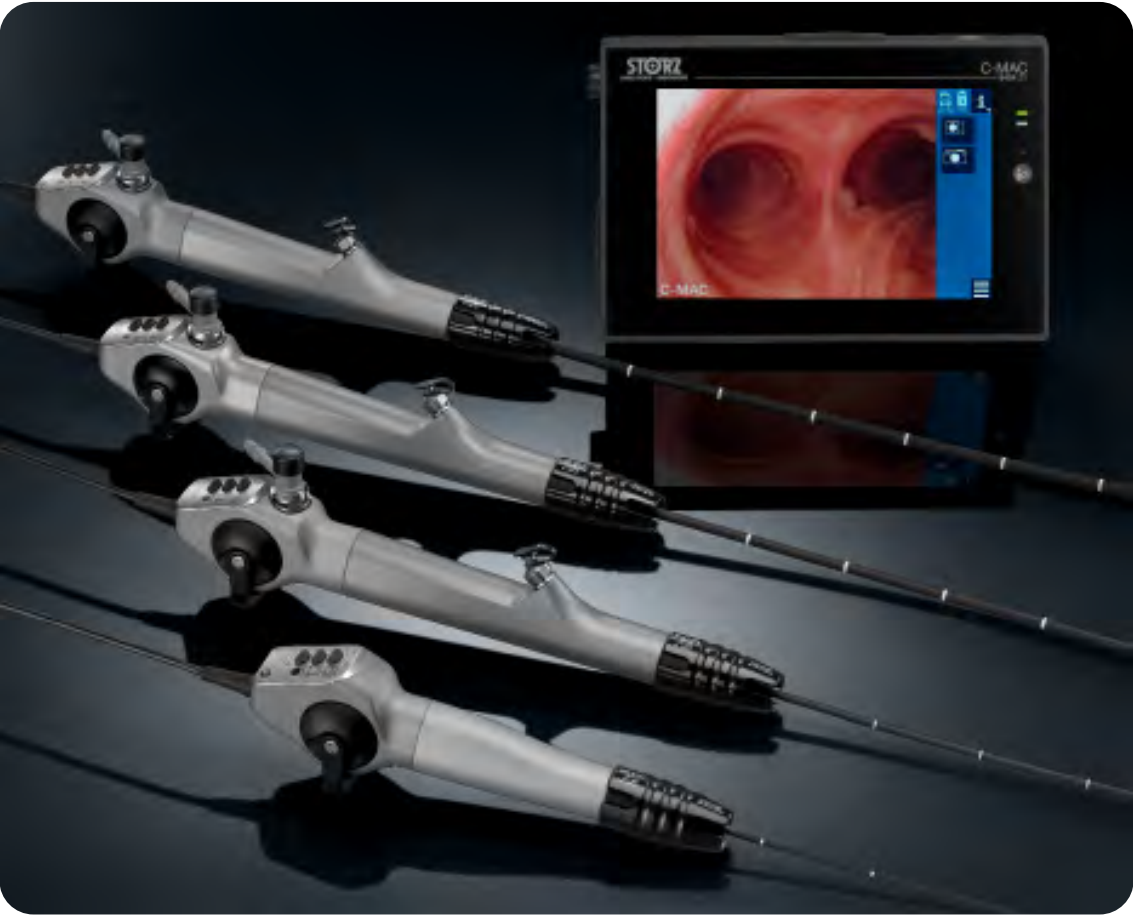
© KARL STORZ 97072001 AN 9 5.1 cae 01/2022/EW-E-CAE

**The Gold Standard:
FIVE (Flexible Intubation Videoendoscope)**

Fine, fast, focused – visualization in flexible intubation

With the Flexible Intubation Videoendoscopes (FIVE) 6.5 x 65, 5.5 x 65, 4.0 x 65 and 3.0 x 51.5, KARL STORZ once again sets a new direction in airway management. Similar to the C-MAC® HD video laryngoscopes, the FIVEs deliver clear, pixel-free images without a Moiré effect. The flexible intubation videoendoscopes are directly connected to the C-MAC® HD monitor. This allows you to switch to the video laryngoscope very rapidly whenever necessary.

- Compatible with the C-MAC® HD monitor
- Compact design and ergonomic handle shape
- Checks positioning of double lumen tubes (DLT)
- For inspection of the airways
- Practical tube fixation with special adaptor
- High image resolution and video imaging in 4:3 format
- Integrated LED light source



© KARL STORZ 97072001 AN 9 5.1 cae 01/2022/EW-E-CAE

© KARL STORZ 97072001 AN 9 5.1 cae 01/2022/EW-E-CAE

The C-MAC® VS (Video Stylet)

Redefine your limits!

The C-MAC® VS can be considered a successor to the familiar retromolar intubation endoscope. Thanks to its sheath and deflectable tip, the C-MAC® VS combines the advantages of both rigid and flexible intubation endoscopes and is therefore of particular benefit in bariatric surgery or for patients with a restricted mouth opening or cervical spine problems. Thanks to its lever, the distal bend can easily be adapted to specific anatomic conditions. The high-resolution CMOS chip ensures clear, pixel-free images in a 4:3 format without a Moiré effect.

- Straightforward Plug & Play thanks to the universal C-MAC® system interface
- BlueButton: Documentation via innovative multifunctional button and individual color coding
- Reprocessing up to 65 °C possible
- Completely watertight (IPX8)
- Angulation up to 60° with attached ETT
- Continuous O₂ flow possible via tube adaptor between the tube and the instrument

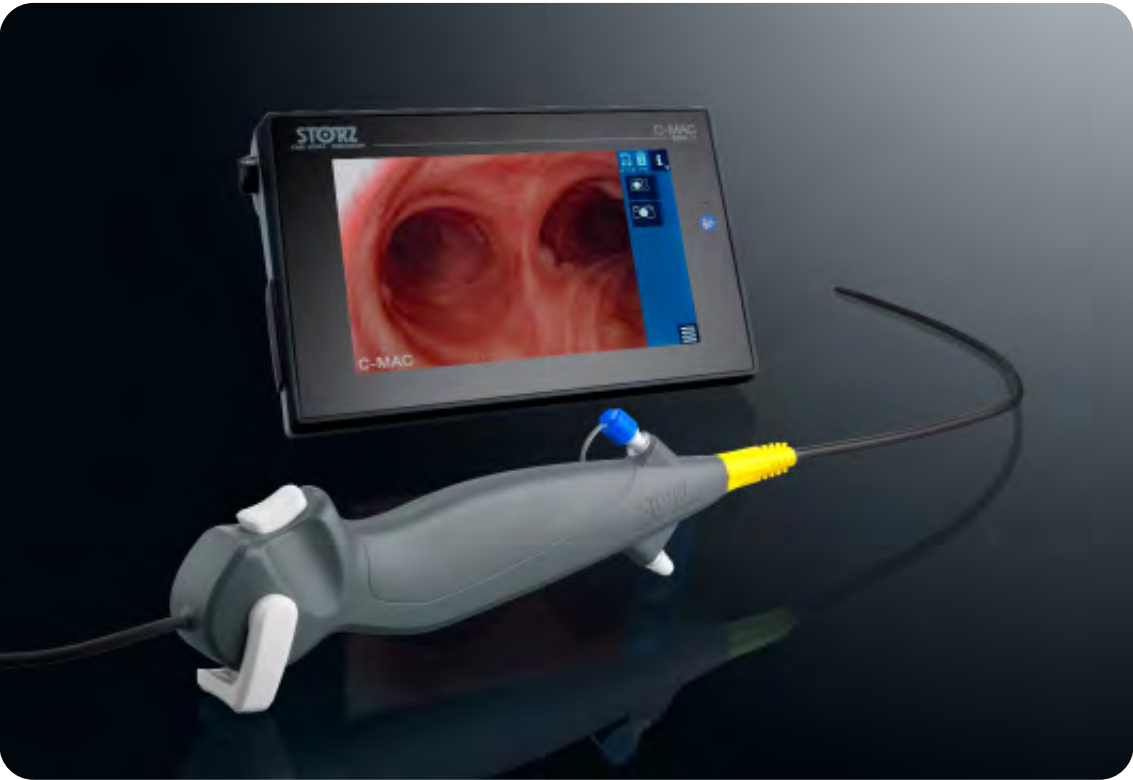


The C-MAC® FIVE S

Choice Changes Everything

Although this endoscope is designed for single use, you can expect the same standards as you would from any other endoscope from KARL STORZ. With respect to sheath stiffness, precise deflection and image quality in particular, we applied the quality standards of our reusable FIVE to the FIVE S.

- Be inspired by our image quality and combine our reusable FIVEs with our FIVE S single-use endoscopes
- Discover the new tactile feel of the FIVE S with our new handle design and color coding for size identification
- Very good maneuverability, thanks to the special sheath design with additional rigidity, tailored to your indications in airway management
- Perform at a new level – suction within seconds at the touch of a button with a working channel diameter of 2.2 mm.
- Let yourself be impressed with the practical tube fixation on the handle and the good gliding properties when withdrawing the endotracheal tube
- Enhance your workflow flexibility and efficiency and benefit from permanent product availability without complex reprocessing cycles thanks to our protective sterile packaging with click protection



© KARL STORZ 97072001 AN 9 5.1 cae 01/2022/EW-E-CAE

Accessories: Little things that make work easier

We don't stop working when our products are complete – because we want to make life easier for you...

How are flexible fiberscopes and rigid eyepiece endoscopes connected to the monitor?

With the H1 camera head
(Not licensed for sale in Canada)



What facilitates the introduction of the endotracheal tube?

The C-MAC® GUIDE



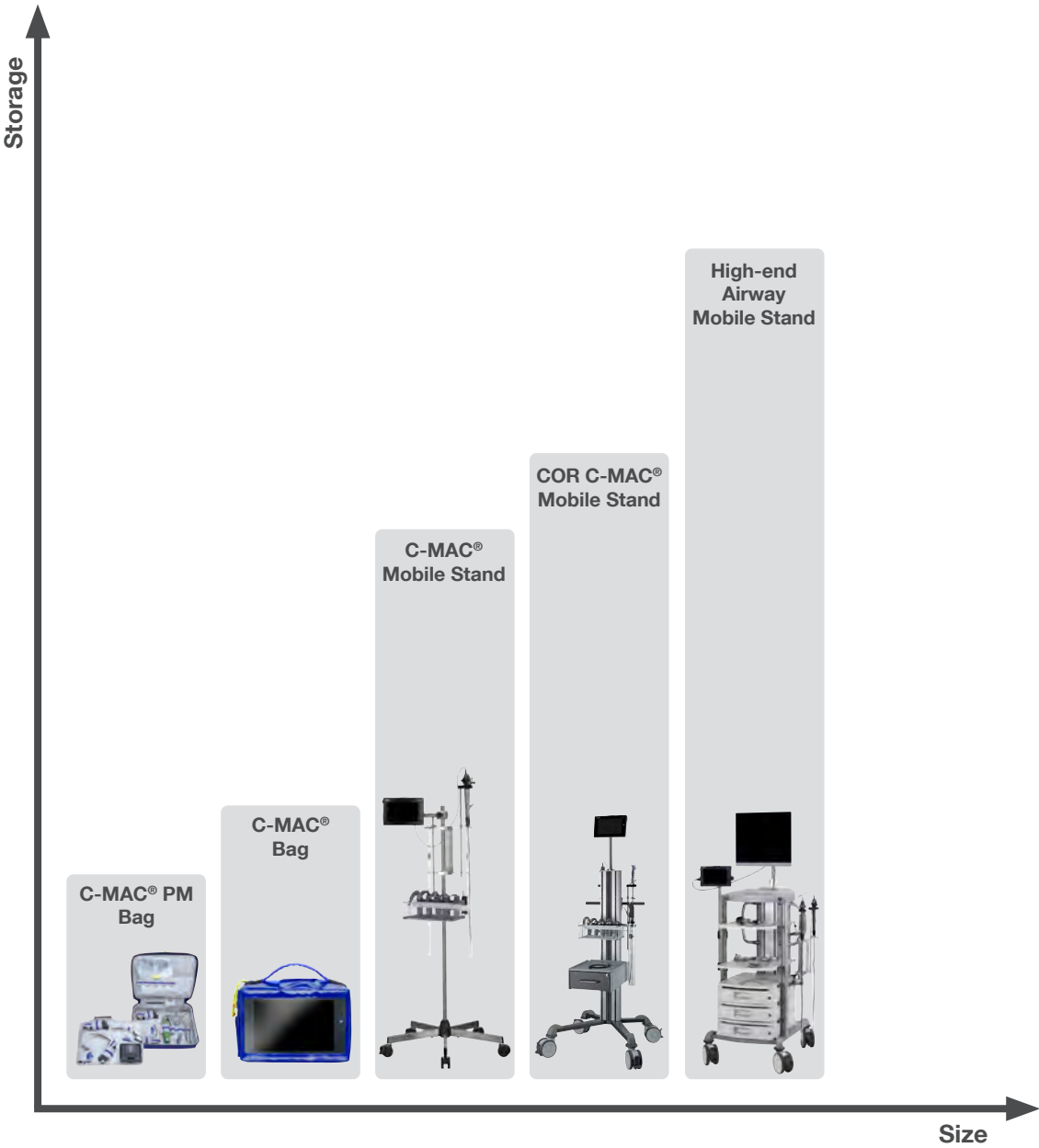
How can you remove foreign bodies from the oropharynx quickly and easily?

With the modified MAGILL forceps



© KARL STORZ 97072001 AN 9 5.1 cae 01/2022/EW-E-CAE









In addition to the C-MAC® protective cover and the well-organized C-MAC® PM bag, we can also offer mobile airway management solutions.



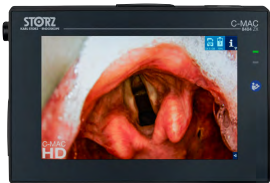
© KARL STORZ 97072001 AN 9 5.1 cae 01/2022/EW-E-CAE

© KARL STORZ 97072001 AN 9 5.1 cae 01/2022/EW-E-CAE

What are the applications of the C-MAC® system?

	Bedside use		Emergency use	
	 General Anesthesia	 ICU	 Emergency room	 Prehospital use
	✓	✓	✓	✓
	✓	✓	✓	✓
	✓	✓	✓	✗
	✓	✗	✓	✗

Instrumentation



8404ZXK
(C-MAC 8404 HD Monitor is not licensed for sale in Canada)

C-MAC® HD Monitor for CMOS Endoscopes, screen size 8" with 1920 x 1200 pixel resolution, two camera inputs, a USB and HDMI port, optimized user interface with touch screen, video and image capture in real time on SD card, playback of recorded video clips and still images, data transfer from SD card to USB flash drive possible, splash-proof according to IP54, suitable for wipe disinfection, shock-resistant ABS plastic housing, intelligent power management with rechargeable Li-ion batteries, VESA 75 mounting option, mains adaptor for EU, UK, USA and Australia, power supply 110-240 VAC, 50/60 Hz, for use with CMOS videoendoscopes including:
Protection Cap
VESA 75 Quick Clip
Power Supply Set
SD Card Ultra, 16 GB



8403X

C-MAC® Connecting Cable, with C-MAC® system interface, for C-MAC® Monitors 8403ZXK, 8404ZXK, length 200 cm, for use with C-MAC® Video Laryngoscopes 8403/8404xxx



8403XA

C-MAC® Extension Cable, for the transmission of analog and digital signals, dustproof according to IP50 standards (not waterproof), length 200 cm, for use with C-MAC® Monitor 8404ZX, in conjunction with all endoscopes of the KARL STORZ Office Line (8-pin instruments)



8403XDK

C-MAC® POCKET MONITOR Set, unit with LCD monitor and power supply for all C-MAC® video laryngoscopes, with C-MAC® system interface, screen size 3.5", documentation of images and video sequences saved on internal memory, monitor movable via two rotation axes, rechargeable Li-Ion battery, 1 h operation time, exchangeable battery pack, 2 h charging time, power management with capacity indicator, protection class IPX8, for use with C-MAC® Video Laryngoscopes 8403/8404xxx including:
Battery, rechargeable
USB Data Cable
Protection Cap, for reprocessing



8403XDP

C-MAC® PM Connecting Cable, for the transmission of digital signals from C-MAC® PM 8403XD to C-MAC® HD Video Laryngoscopes 8403/8404xxx (C-MAC® system interface), length 50 cm



8403XDL

Charging Unit, for rechargeable Battery 8403XDA for C-MAC® POCKET MONITOR 8403XD, with power supply and mains adaptor for EU, UK, USA and AUS, power supply 100-240 VAC, 50/60 Hz, suitable for wipe disinfection, for use with battery for C-MAC® PM



8403XDA

Battery, rechargeable Li-ion battery for power supply of C-MAC® PM 8403XD, charging via Charging Unit 8403XDL, optimal operation time of 60 min, suitable for wipe disinfection



8403XDD

USB Data Cable, USB 2.0 port, for data transfer from C-MAC® PM 8403XD to a computer, length 200 cm



TH130
(Not licensed for sale in Canada)

H1 Camera Head, progressive scan, focal length f=19 mm, low-temperature sterilization, for use with C-MAC® Monitor 8403ZXK, 8404ZXK








TC100EN*

TELECAM C3, camera control unit with 2 camera inputs (X-LINE and C-LINE), for use with flexible videoendoscopes and one-chip camera heads (up to FULL HD), with digital Image Processing Module and USB storage option, power supply 100-120 VAC/200-240 VAC, 50/60 Hz, including:
Mains Cord, length 300 cm
DVI-D Connecting Cable, length 300 cm
USB Flash Drive, 32 GB
USB Silicone Keyboard, with touchpad, US

© KARL STORZ 97072001 AN 9 5.1 cae 01/2022/EW-E-CAE






© KARL STORZ 97072001 AN 9 5.1 cae 01/2022/EW-E-CAE

* Available in the following languages: DE, ES, FR, IT, PT, RU

	809120	MAGILL Forceps , for children, modified, length 20 cm, suitable for endoscopic foreign body removal, for use with video laryngoscopes sizes 1 and 2
	809125	MAGILL Forceps , modified, length 25 cm, suitable for endoscopic foreign body removal, for use with video laryngoscopes sizes 2-4
	8404BXC	C-MAC® HD Video Laryngoscope MAC #4 , CMOS technology, with MACINTOSH laryngoscope blade, size 4, with C-MAC® system interface, documentation of images and video sequences via BlueButton, for use with C-MAC® Connecting Cable 8403X for C-MAC® Monitor 8403ZXK, 8404ZXK and C-MAC® PM 8403XD
	8404BX	Same , with catheter introduction sizes 16-18 Fr.
	8404AXC	C-MAC® HD Video Laryngoscope MAC #3 , CMOS technology, with MACINTOSH laryngoscope blade, size 3, with C-MAC® system interface, documentation of images and video sequences via BlueButton, for use with C-MAC® Connecting Cable 8403X for C-MAC® Monitor 8403ZXK, 8404ZXK* and C-MAC® PM 8403XD
	8404AX	Same , with catheter introduction sizes 14-16 Fr.
	8404KXC	C-MAC® HD Video Laryngoscope MAC #2 , CMOS technology, with MACINTOSH laryngoscope blade, size 2, with C-MAC® system interface, documentation of images and video sequences via BlueButton, for use with C-MAC® Connecting Cable 8403X for C-MAC® Monitor 8403ZXK, 8404ZXK* and C-MAC® PM 8403XD

© KARL STORZ 97072001 AN 9 5.1 cae 01/2022/EW-E-CAE

© KARL STORZ 97072001 AN 9 5.1 cae 01/2022/EW-E-CAE

	8404EXC	C-MAC® HD Video Laryngoscope MAC #0 , CMOS technology, with MACINTOSH laryngoscope blade, size 0, with C-MAC® system interface, documentation of images and video sequences via BlueButton, for use with C-MAC® Connecting Cable 8403X for C-MAC® Monitor 8403ZXK, 8404ZXK and C-MAC® PM 8403XD
	8404GXC	C-MAC® HD Video Laryngoscope MIL #1 , CMOS technology, with MILLER laryngoscope blade, size 1, with C-MAC® system interface, documentation of images and video sequences via BlueButton, for use with C-MAC® Connecting Cable 8403X for 8403ZXK, 8404ZXK and C-MAC® PM 8403XD
	8404DXC	C-MAC® HD Video Laryngoscope MIL #0 , CMOS technology, with MILLER laryngoscope blade, size 0, with C-MAC® system interface, documentation of images and video sequences via BlueButton, for use with C-MAC® Connecting Cable 8403X for 8403ZXK, 8404ZXK and C-MAC® PM 8403XD
	8404HX	C-MAC® HD Video Laryngoscope D-BLADE, for adults , CMOS technology, for difficult intubation, with C-MAC® system interface, documentation of images and video sequences via BlueButton, with catheter introduction sizes 16-18 Fr. for use with C-MAC® Connecting Cable 8403X for C-MAC® Monitor 8403ZXK, 8404ZXK and C-MAC® PM 8403XD
	8404HXP	C-MAC® HD Video Laryngoscope D-BLADE Ped., pediatric , CMOS technology, for difficult intubation in children, with C-MAC® system interface, documentation of images and video sequences via BlueButton, for use with C-MAC® Connecting Cable 8403X for C-MAC® Monitor 8403ZXK, 8404ZXK and C-MAC® PM 8403XD



8403XSI **C-MAC® S IMAGER**, with C-MAC® system interface, for manual and machine disinfection up to 65 °C and High Level Disinfection (HLD) acc. to US standards, for use with C-MAC® Connecting Cable 8403X, C-MAC® Monitor 8403ZXK, 8404ZXK, C-MAC® PM 8403XD and single-use C-MAC® S Video Laryngoscopes 051113-10, 051114-10, 051116-10



051114-10* **C-MAC® S Video Laryngoscope MAC #4**, with MACINTOSH laryngoscope blade, size 4, for single use, package of 10, for use with C-MAC® S IMAGER 8402XS, 8403XS or 8403XSI



051113-10* **C-MAC® S Video Laryngoscope MAC #3**, with MACINTOSH laryngoscope blade, size 3, for single use, package of 10, for use with C-MAC® S IMAGER 8402XS, 8403XS or 8403XSI



051116-10* **C-MAC® S Video Laryngoscope D-BLADE**, laryngoscope blade for difficult intubation, for single use, package of 10, for use with C-MAC® S IMAGER 8402XS, 8403XS or 8403XSI



8401DS **C-MAC® GUIDE**, guide rod made of stainless steel with atraumatic tip, distal region is adapted to the blade shape of the C-MAC® video laryngoscope D-BLADE, fixation of endotracheal tube with the integrated tube holder possible, package of 10, for use with C-MAC® video laryngoscopes



© KARL STORZ 97072001 AN 9 5.1 cae 01/2022/EW-E-CAE

© KARL STORZ 97072001 AN 9 5.1 cae 01/2022/EW-E-CAE



8403XSPK **C-MAC® S Pediatric Imager, Set**, with C-MAC® system interface, for manual and machine disinfection up to 65 °C and High-Level Disinfection (HLD) acc. to US standards, including Pressure Compensation Cap 11025E and Leakage Tester 13242XL, for use with C-MAC® Connecting Cable 8403X, C-MAC® Monitor 8403ZXK, 8404ZXK, C-MAC® PM 8403XD and single-use C-MAC® S Video Laryngoscopes 051110-10, 051111-10



051111-10* **C-MAC® S Video Laryngoscope MIL #1**, for single use, package of 10, for use with C-MAC® S Pediatric IMAGER 8403XSP



051110-10* **C-MAC® S Video Laryngoscope MIL #0**, for single use, package of 10, for use with C-MAC® S Pediatric Imager 8403XSP



10331BXK **C-MAC® VS**, rigid intubation videoendoscope set, with deflectable tip, CMOS technology, for use with C-MAC® Connecting Cable 8403X for C-MAC® Monitor 8403ZXK, 8404ZXK and C-MAC® PM 8403XD
Deflection up/down: 60°/0°
Direction of view: 0°
Angle of view: 100°
Working length: 41 cm
Total length: 60 cm
Distal tip outer diameter: 5.5 mm



10331B2K **Retromolar Intubation Endoscope Set**, with movable eyepiece, for ETT > 5.5 mm, 35,000 pixels, autoclavable, with Tube Holder 10331BA, for use with H1 camera head
Deflection: 40°
Direction of view: 0°
Angle of view: 100°
Working length: 40 cm
Total length: 52 cm
Distal tip outer diameter: 5.0 mm





11304BCXK **Flexible Intubation Videoendoscope Set 6.5 x 65,**
CMOS technology, with suction valve, for use with
C-MAC® Monitor 8403Z XK, 8404Z XK
Deflection up/down: 180°/140°
Direction of view: 0°
Angle of view: 100°
Working length: 65 cm
Total length: 94 cm
Working channel inner diameter: 3 mm
Distal tip outer diameter: 6.3 mm



11301BNXK **Flexible Intubation Videoendoscope Set 5.5 x 65,**
CMOS technology, with suction valve, for use with
C-MAC® Monitors 8402X, 8403Z XK, 8404Z XK
Deflection up/down: 140°/140°
Direction of view: 0°
Angle of view: 100°
Working length: 65 cm
Total length: 94 cm
Working channel inner diameter: 2.1 mm
Distal tip outer diameter: 5.5 mm




11302BDXK **Flexible Intubation Videoendoscope Set 4.0 x 65,**
CMOS technology, with suction valve, for use with C-MAC®
Monitor 8403Z XK, 8404Z XK
Deflection up/down: 140°/140°
Direction of view: 0°
Angle of view: 100°
Working length: 65 cm
Total length: 93 cm
Working channel inner diameter: 1.5 mm
Distal tip outer diameter: 4 mm




11301ABXK **Flexible Intubation Videoendoscope Set 3.0 x 51.5,**
CMOS technology, for use with C-MAC® Monitor 8403Z XK,
8404Z XK
Deflection up/down: 140°/140°
Direction of view: 0°
Angle of view: 100°
Working length: 51.5 cm
Total length: 72 cm
Distal tip outer diameter: 2.85 mm



0915612-06* **Flexible Intubation Videoendoscope 5.3 x 65,** 
sterile, for single use, for use with C-MAC®
Monitor 8403Z XK (with E-Box TP012) and C-MAC® Monitor
8404Z XK
Deflection up/down: 180°/180°
Direction of view: 0°
Angle of view: 90°
Working length: 65 cm
Working channel diameter: 2.2 mm
Distal tip outer diameter: 5.3 mm



091361-06* **Flexible Intubation Videoendoscope 3.5 x 65,** 
sterile, for single use, package of 6, for use with
C-MAC® Monitor 8403Z XK (with E-Box TP010) and
C-MAC® Monitor 8404Z XK
Deflection up/down: 180°/180°
Direction of view: 0°
Angle of view: 90°
Working length: 65 cm
Working channel diameter: 1.2 mm
Distal tip outer diameter: 3.5 mm



TP012 **E-Box,** for flexible videoendoscopes (8-pin)
for single use, compatible with
C-MAC® Monitor 8403Z XK



11301BNK1 **Intubation Fiberscope 5.2 x 65**, eyepiece version, with suction valve, for use with LED Battery Light Sources 11301D1, 11301D3, 11301DE, 11301DF, H1 Camera Head TH130, TELECAM (PAL) 20212030, TELECAM (NTSC) 20212130 and fiber optic light cable

Deflection up/down:	140°/140°
Direction of view:	0°
Angle of view:	120°
Working length:	65 cm
Total length:	93 cm
Working channel inner diameter:	2.3 mm
Distal tip outer diameter:	5.2 mm



11302BDK2 **Intubation Fiberscope 3.7 x 65**, eyepiece version, with suction valve, for use with LED Battery Light Sources 11301D1, 11301D3, 11301DE, 11301DF, H1 Camera Head TH130, TELECAM (PAL) 20212030, TELECAM (NTSC) 20212130 and fiber optic light cable

Deflection up/down:	140°/140°
Direction of view:	0°
Angle of view:	120°
Working length:	65 cm
Total length:	93 cm
Working channel inner diameter:	1.5 mm
Distal tip outer diameter:	3.7 mm



11301AAK1 **Intubation Fiberscope 2.8 x 65**, eyepiece version, with suction valve, for use with LED Battery Light Sources 11301D1, 11301D3, 11301DE, 11301DF, H1 Camera Head TH130, TELECAM (PAL) 20212030, TELECAM (NTSC) 20212130 and fiber optic light cable

Deflection up/down:	140°/140°
Direction of view:	0°
Angle of view:	90°
Working length:	65 cm
Total length:	98 cm
Working channel inner diameter:	1.2 mm
Distal tip outer diameter:	2.8 mm

© KARL STORZ 97072001 AN 9 5.1 cae 01/2022/EW-E-CAE

© KARL STORZ 97072001 AN 9 5.1 cae 01/2022/EW-E-CAE



8404YD **Protective Bag, blue**, for the C-MAC® system, made of water-resistant and sturdy material, washable, bag contains separate compartments for the monitor and three C-MAC® video laryngoscopes, for use with C-MAC® Monitors 8401ZX, 8402ZX, 8403ZX, Electronic Module 8402X,power supply, 3x C-MAC® video laryngoscopes



8403YE **Bag for Intubation Set -C22-**, ULM model, made of water-resistant and sturdy material, washable, bag contains two compartments with several holding possibilities for C-MAC® video laryngoscopes with C-MAC® PM and for conventional laryngoscopes, for use with C-MAC® PM 8401XDK, 8403XDK, C-MAC® Video Laryngoscopes 8401xxx/8403xxx/8404xxx and conventional laryngoscopes



8403YES **Bag for C-MAC® PM and IMAGER**, made of water-resistant and sturdy material, washable, for the transportation of C-MAC® PM and C-MAC® S Imager as well as the C-MAC® S Pediatric Imager, for use with C-MAC® PM 8403XDK, C-MAC® S Imager 8403XSI and C-MAC® S Pediatric Imager 8403XSP



11301D1 **Battery Light Source LED for Endoscopes**, with fine screw thread, boost mode for temporary increase in brightness, burning time > 120 min, weight approx. 78 g, for use with KARL STORZ endoscopes

11301D3 **Battery Light Source LED for Endoscopes**, with coarse screw thread, boost mode for temporary increase in brightness, burning time > 120 min, weight approx. 78 g, for use with KARL STORZ endoscopes

11301DE **Battery Light Source LED for Endoscopes**, rechargeable, with click connection, boost mode for temporary increase in brightness, color temperature 5500 K, lithium-ion batteries, charging time 60 min, burning time at 100% brightness 40 min, weight approx. 150 g, suitable for wipe disinfection

11301DF **Same**, with fast screw thread



11301DG **Charging Unit**, for two LED battery light sources, with fixed integrated power supply and power adaptor for EU, UK, USA and Australia, power supply 110-240 VAC, 50/60 Hz, suitable for wipe disinfection, for use with Battery Light Sources LED 11301DE and 11301DF



UG120 **Equipment Cart**, narrow, high, rides on 4 antistatic dual wheels equipped with locking brakes, mains switch on cover, energy beam with integrated electrical subdistributors with 12 sockets, potential equalizer connectors,
Dimensions (w x h x d):
Equipment cart: 660 x 1474 x 730 mm
Shelf: 450 x 25 x 510 mm,
Caster diameter: 150 mm,
including:
Base Module, equipment cart, narrow
Cover, equipment cart, narrow
Beam Package, equipment cart, high
3x **Shelf**, narrow
Drawer Unit with Lock, narrow
2x **Equipment Rail**, long
Camera Holder
2x **Mains Cord**, length 100 cm



UG110 **Equipment Cart**, narrow, small, rides on 4 antistatic dual wheels equipped with locking brakes, mains switch on cover, energy beam with integrated electrical subdistributors with 6 sockets, potential equalizer connectors,
Dimensions (w x h x d):
Equipment cart: 660 x 1265 x 730 mm,
Shelf: 450 x 25 x 510 mm,
Caster diameter: 150 mm,
including:
Base Module, equipment cart, narrow
Cover, equipment cart, narrow
Beam Package, equipment cart, small
2x **Shelf**, narrow
Drawer Unit with Lock, narrow
2x **Equipment Rail**, long
2x **Mains Cord**, length 100 cm

© KARL STORZ 97072001 AN 9 5.1 cae 01/2022/EW-E-CAE

© KARL STORZ 97072001 AN 9 5.1 cae 01/2022/EW-E-CAE



8401YB **Clamp**, VESA 75 standard, for fixation of C-MAC® monitor to round profile diameter 20-43 mm and square profile with diameter 16-27 mm, for use with Monitors 8401ZX, 8402ZX, 8403ZX, 8404ZX



8401YAB **Crossbar**, for Stand 8401YA, 70 cm x diameter 25 mm, for positioning C-MAC® Monitors 8401ZX, 8402ZX, 8403ZX and 8404ZX, for use with VESA 75 Quick Clip 8401YCA and Clamp 8401YB



UG630 **Bracket**, for mounting standard bars (diameter 25 mm) to equipment rails, package of 2



UG623 **Multifunctional Holder**, 2-part, for mounting poles, diameter 25 mm, package of 2, for use with Equipment Carts UGxxx



UG914

COR Airway Mobile Stand, high, rides on 4 antistatic dual wheels, with locking brakes, high beam module, incl. cable manager and handle, consisting of:

- UG804 Subrack, COR mobile stand, high
- UG811 Top Cover Monitor Holder, COR mobile stand
- UG815 Equipment Rail, COR mobile stand
- UG854 Stainless Steel Tube, COR mobile stand, length 400 mm
- UG857 Monitor Module, COR mobile stand
- UG862 Drawer, wide, COR mobile stand



UG915

COR C-MAC® Mobile Stand, high, rides on 4 antistatic dual wheels, with locking brakes, high beam module, incl. cable manager and handle, consisting of:

- UG804 Subrack, COR mobile stand, high
- UG811 Top Cover Monitor Holder, COR mobile stand
- UG815 Equipment Rail, COR mobile stand
- UG862 Drawer, wide, COR mobile stand
- UG854 Stainless Steel Tube, COR mobile stand, length 400 mm
- ET43-303127 Cross Tube Adaptor
- ET43-302703 Stainless Steel Round Pipe, length **250 mm**



8401YA*

Stand, for C-MAC® monitor, height 120 cm, rollable with five feet and antistatic castors, crossbar 25 cm x diameter 25 mm, for positioning the monitor, with tray, dimensions (w x d x h): 30 x 20 x 10 cm, for use with Crossbar 8401YAA and Crossbar 8401YAB

* The instruments displayed are not delivered with the stand.



8401YH

Holder, for C-MAC®, consisting of two parts: 1 holder for five C-MAC® video laryngoscope blades and 1 holder for an electronic module, made of thermoplastic material, wipe disinfection, to be fixed on a tray



11301BC

ProShield Protection Tube, for flexible telescopes, unsterile, for single use, package of 10, distal closed, for use with Holder for Flexible Endoscopes 29005IFH

11301BC

29005IFH

Holder for Flexible Endoscopes, for mounting to standard tubes, incl. installation accessories

Notes

© KARL STORZ 97072001 AN 9.5.1 cae 01/2022/EW-E-CAE

© KARL STORZ 97072001 AN 9 5.1 cae 01/2022/EW-E-CAE

Not all products listed in this document are certified according to Directive 93/42/EEC or Regulation 2017/745/EU on medical devices. For this reason, some products that require certification according to this directive/regulation may not be available in these countries.

It is recommended to check the suitability of the product for the intended procedure prior to use.
Please note that the described products in this medium may not be available yet in all countries due to different regulatory requirements.

More than
75
Years

*Shaping the Future
of Endoscopy with you*

KARL STORZ Endoscopy Canada Ltd.
7171 Millcreek Drive
Mississauga, ON L5N 3R3, Canada
Phone: +1 905 816-4500
Phone toll free: +1 800 268-4880 (Canada only)
Fax: +1 905 816-4599
E-Mail: info-canada@karlstorz.com

STORZ
KARL STORZ — ENDOSKOPE
THE DIAMOND STANDARD

KARL STORZ SE & Co. KG
Dr.-Karl-Storz-Straße 34, 78532 Tuttlingen/Germany
Postbox 230, 78503 Tuttlingen/Germany
Phone: +49 7461 708-0
Fax: +49 7461 708-105
E-Mail: info@karlstorz.com
www.karlstorz.com

