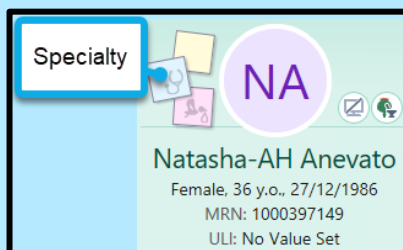




**The Clinical Inquiry Newsletter** – is a quick way to catch up on the latest progress for **Research** and **Analytics** functionalities within Connect Care. Watch for this newsletter coming to you on a monthly basis.

### RESEARCH – Notice to all Research Teams in Connect Care!

- As part of a recent review and subsequent streamlining of security access for the Research Coordinator and PhD Investigator roles, the Blue Sticky Note function was initially removed.
- This security point, also called *Edit Specialty Comments* or the **Blue Sticky Note** – is used for inter-team communication in clinical areas.
- Our Connect Care Research Support team received requests from Research end users to reinstate this functionality stating that their communication with clinical teams in areas with a large number of patients in research studies was compromised in the absence of this tool.
- We are happy to report that **we have reinstated this function** after seeking and receiving approval from Connect Care governance.



### RESEARCH – Reminder regarding HSA Links

- To request AHS IT access for an REB-approved study that has administrative approval, complete the [HSA IT Access Request for Research](#) form.
- Explanation for the different types of IT access requests is available [here](#).
- Catalogue of AHS systems and repositories available for research purposes is available [here](#).
- Research build request:** to request a Connect Care "build" or customization that requires IT resources and support, complete the [Request for Connect Care Services for Research](#) form.
- Change request:** to request an update to an existing Connect Care study record, complete the [Research Record Change Request Form](#).

### RESEARCH – Training Updates

- Research training is going 100% virtual. Between July and December 2024, Connect Care is changing the way many courses are delivered. This is a Connect Care wide decision, with majority of Instructor Lead Training sessions across AHS going Pure Virtual.
- Pure Virtual training will see the learners and trainers connected live by video conferencing software. For the Research Staff ILT, there will no longer be in-person offerings.
- The Training Schedule will reflect this shift to Pure Virtual Learning. Classes will be transitioned to Pure Virtual Learning in a phased approach (July, September, December).
- For more information, please review the [Training Model Transition: Operational and Launch 9 Training Plan](#).

### RESEARCH – Resources

For further reading on Connect Care Inquiry and Research, please review the following:

- [Getting Started with Connect Care](#)
- [CC Research Coordinator Checklist](#)
- [CC Research Training Requirements and Sequencing](#)
- [CC Research Clinical Department and Service Area Tip Sheet](#)
- [Connect Care Research Charting Etiquette](#)
- [Connect Care Glossary](#)
- [Health System Access \(HSA\)](#)

For general inquiries and to sign up for Connect Care Research Communications, including event invites, email [CC.Research@ahs.ca](mailto:CC.Research@ahs.ca)

### REPORTING – Resources

- Reporting Content Guides on the [Training Library](#) (use filter **Training Content = Reporting Content Guide**)
- [Connect Care Reporting Training Poster](#)
- [Connect Care In-system Reporting Resources](#) ([albertahealthservices.ca](http://albertahealthservices.ca))
- [Reporting FAQ](#)
- [Reporting for New Users Tip sheet](#)

Any questions, comments, or requests:

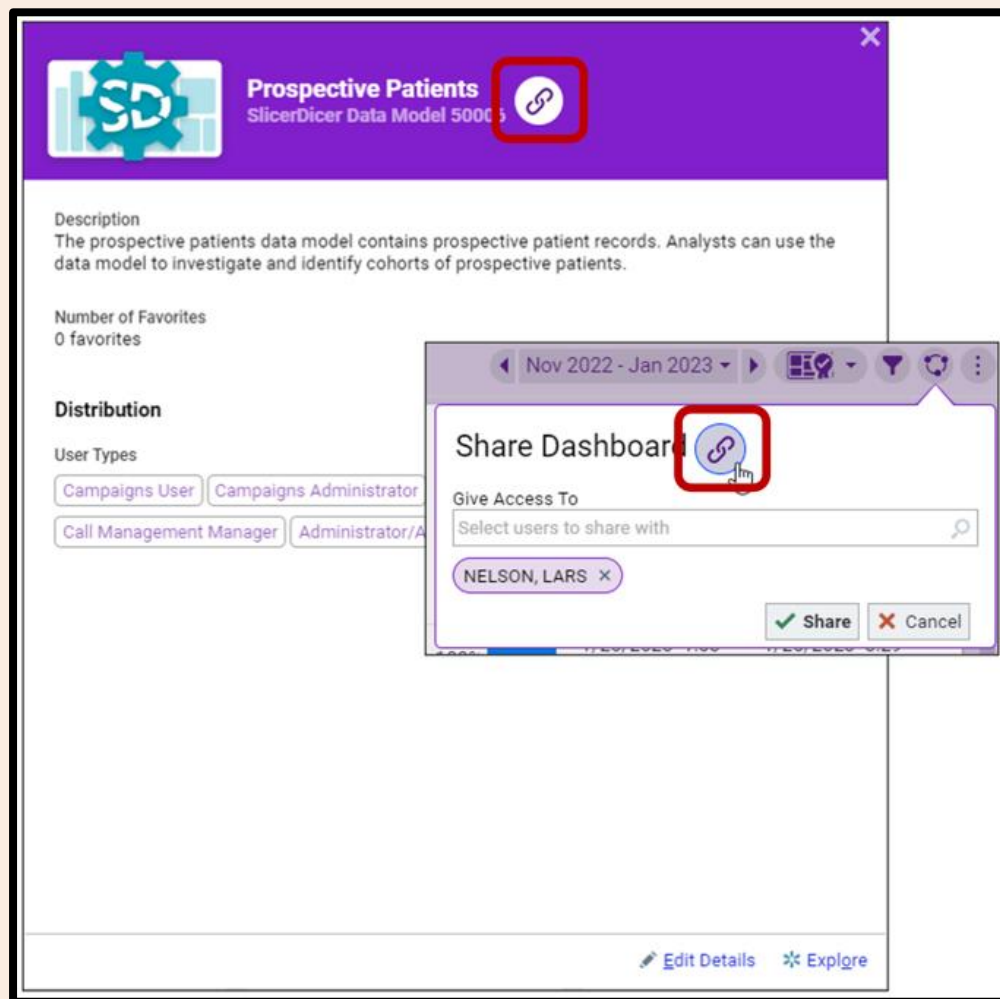
- Please submit an IT ticket online using the [Connect Care Concierge Portal](#) OR by calling 1-877-311-4300



### REPORTING – New Functionality Coming with next upgrade!

Starting on September 14, 2024, with the Connect Care upgrade, users will be able to copy a link that brings the user directly to specific dashboards or SlicerDicer sessions in a web browser without having to navigate to these reporting tools through Hyperspace.

To do this, a user can click the copy link button (see below) and paste it into Chrome or Edge, and after logging in with their Hyperspace credentials, are taken directly to that particular content rather than their going through their normal startup activity. For example, a busy CFO can save a link to their Enterprise Overview dashboard, so they don't need to spend time opening Hyperspace and scrolling through the Analytics Catalog. Or perhaps, a manager creates a useful SlicerDicer session and wants to share it with their team. They can copy and paste the link into an email.



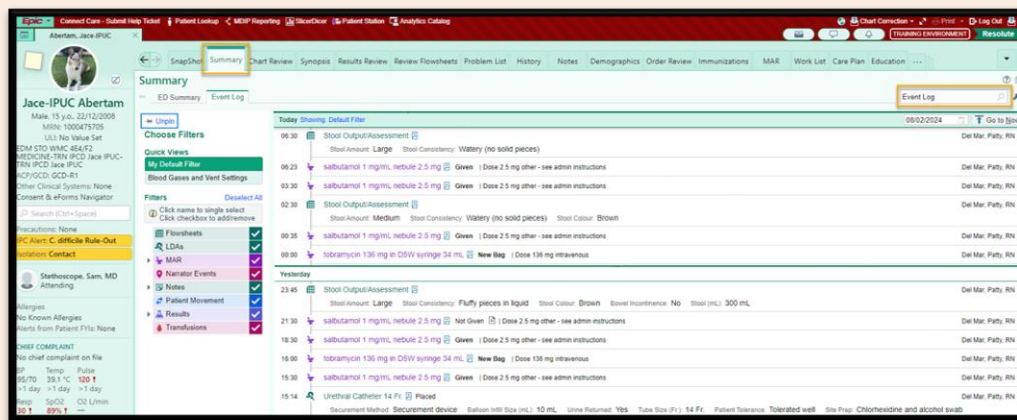
The dashboards will also be exportable. Users have more options to manipulate, view, and share their SQL metric data now that SQL metric drilldowns have been updated with features such as:

- Filtering column data
- Exporting results as a file
- Using the Explore tab to manipulate results
- Saving results to view again later



### REPORTING and ANALYTICS – Event Log Functionality

- Event Log functionality is available for Clinical View Only with Basic Reporting, Quality/Analyst Reporting Generalist User, Quality/Analyst Reporting User - (all specialties) and Operations Executive/CMIO Lead IAM roles.
- Event Log provides a single view of key events for inpatient and ED patients such flowsheet information, LDAs, MAR events, narrator events, notes, patient movement, results and transfusions.
- Events are listed in chronological order and include the time, description and user associated with the event. This tool can be helpful for individuals required to conduct chart reviews or complete patient safety investigations.
- To access Event Log open an inpatient or ED encounter. Within the Summary Activity search for “Event Log”.



Read the [Allied Health - Event Log \(albertahealthservices.ca\)](https://albertahealthservices.ca) for more information on this tool.

# Happy Summer Holidays!



Questions? [CC.Research@ahs.ca](mailto:CC.Research@ahs.ca) and/or [Connect Care Support | Insite \(albertahealthservices.ca\)](https://albertahealthservices.ca)